

# Chirikov, Chaos and

KAM  $\rightarrow$  an OV

FROM

to

$\rightarrow$  small divisors  $\rightarrow$  Chirikov criterion

$\rightarrow$  Development Chaos, (Standard Map)

$\rightarrow$  KAM Theorem \*

$\rightarrow$  Aspects of Chaos. - Stat. Mech  
Relevant

Shirikov and Chaos and KAM → An OV.

- Recall:

- defined action angle variables ✓
- addressed "perturbative integrability" ✓
- defined resonant surface ✓
- noted island formation at resonant surface due resonant perturbations ✓

Some key observations:

• resonant surface defined by  $\underline{n} \cdot \underline{\omega} = 0$

- averaging/secular P.T. recovers island with Hess:

$$H = \underbrace{B}_{\sim \frac{\partial \omega}{\partial J}} \frac{\Delta J^2}{2} - \underbrace{F}_{\sim H_1} \cos \phi$$

- but secular P.T. really only works with one resonance / slow variable in region of averaging

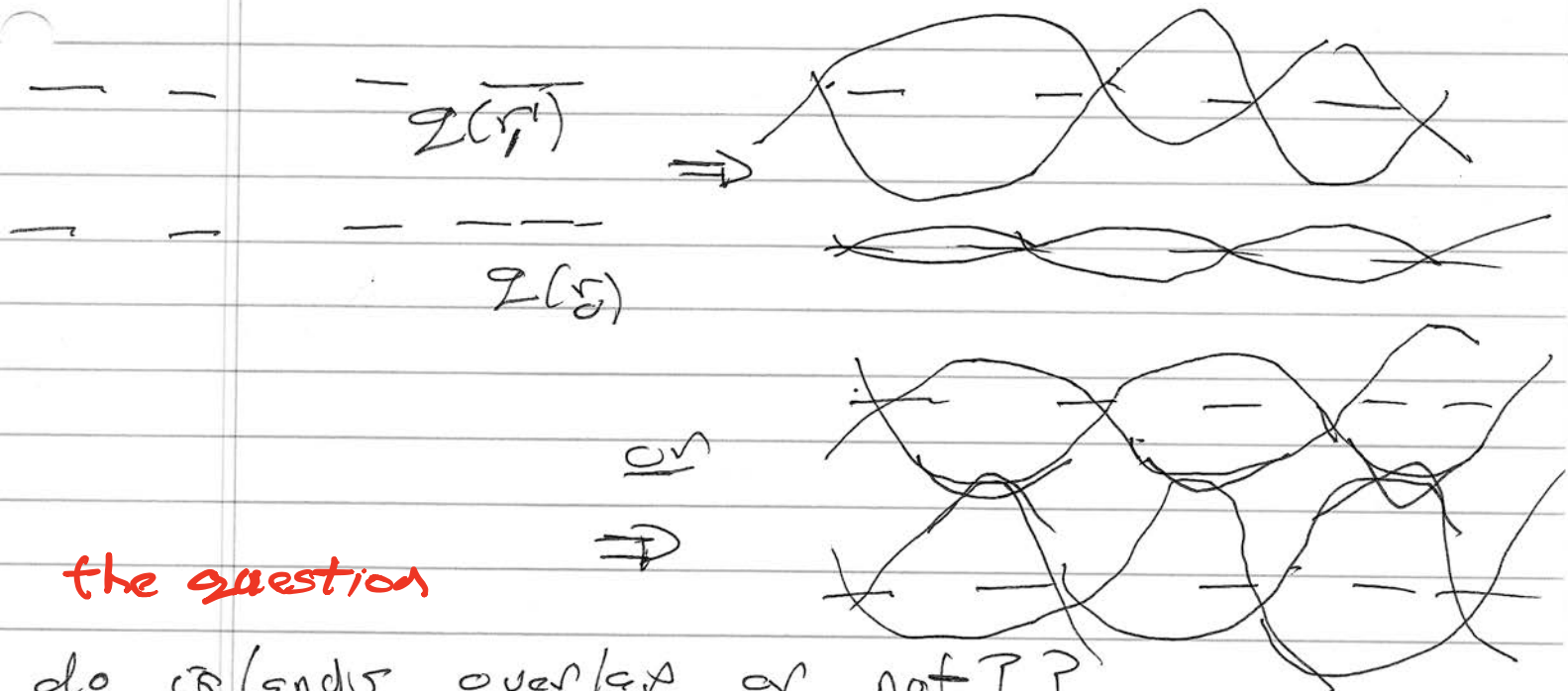
What of multiple perturbed resonances?

c.e.

before:



now



**the question**

do c's/ends overlap or not?

if no : can consider 2 isolated resonances with un-perturbed tone in between.

if yes:

- orbits no longer are 'localized' to vicinity of resonance a single

- integrity of surfaces between resonances is violated  $\Rightarrow$  pass 1 to other

From ergodic to mixing

- orbit can pass from resonance-to-resonance  $\Rightarrow$  sample volume, not surface.

$\Rightarrow$  tori between 2 resonances are  $\odot$  destroyed


$\rightarrow$  motion fills Volume not surface

enter chaos !!!  $\Rightarrow$  breakdown of integrability for Hamiltonian system.

So

Working criteria for onset of Hamiltonian chaos is Chirikov Island Overlap Criterion

n.b. critical amplitude for onset chaos.  $W_I \sim (\epsilon H_{11} / \partial \omega / \partial \sigma)^{1/2}$



$\Delta\Omega \equiv$  spacing of resonances  
 $\Delta W_{1,2} \equiv$   $\frac{1}{2}$  widths of resonances  
 distorted (islands) at neighboring resonances

$\Rightarrow \Delta W_1 + \Delta W_2 = \Delta\Omega$

Chirikov criterion for:  
 - overlap of islands at resonances  
 - destruction of surfaces, between  
 $\Rightarrow$  onset chaos, mixing (in volume  
 set by resonant helicities)

$\rightarrow$  global criterion (i.e. region not point)

contrast Lyapunov exponent


→ end state of resonance distortions:

c.e.

integrable


integrable

— — —  
nested surfaces →




resonant  
distortions

unperturbed  
state ( $H_1=0$ )




integrability breaking down

→



overlapping  
islands  
→

non-integrable



destroyed  
surfaces,  
chaos  
mixing

→ Why Believe this story?

- For numerical studies, convenient to work with maps instead ODE's.

c.f. random #'s for Monte Carlo ⇒ <sup>(Rank, Sun)</sup>  
Logistic Map. (Feigenbaum)

∴ enter the Standard Map, c.e.  
(Taylor, Chirikov, early '60's)

unclass  
 $\theta_{n+1} = \theta_n + p_n \pmod{2\pi}$   
↑  
perturbation

$p_{n+1} = p_n + k \sin \theta_{n+1} \pmod{2\pi}$

perturbed winding rate. strength (Field amplitude)  $\theta \rightarrow$  position  
 $p \rightarrow$  momentum

→ 2D, 2 degs freedom

→ phase space is (toroidal) surface  
(1 dim angle, 1 dim radius/action)

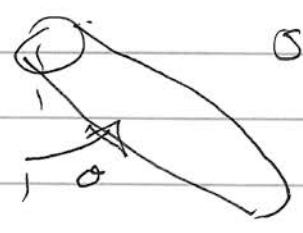
→  $\det \begin{vmatrix} \frac{\partial \theta_{n+1}}{\partial \theta_n} & \frac{\partial \theta_{n+1}}{\partial p_n} \\ \frac{\partial p_{n+1}}{\partial \theta_n} & \frac{\partial p_{n+1}}{\partial p_n} \end{vmatrix} = \begin{vmatrix} 1 & 1 \\ k \cos \theta_{n+1} & 1 + k \cos \theta_{n+1} \end{vmatrix}$

area preserving ✓ = 1  
" " " "

→ physicist: kicked rotor

$H(p_0, \theta, t) = \frac{p_0^2}{2I} + k \cos \theta \sum_n \delta(t - nT)$

so



$\sigma = 0$   
vertical impulsive force, at  $T$  period

$$\frac{dP_0}{dt} = K \cos \theta \sum_n \delta(t - nT)$$

$$\frac{d\theta}{dt} = P_0 / I$$

integrating and  $T/I = 1 \Rightarrow$  standard map.  
no lab animals for studies of stochasticity.

$\Rightarrow$  so:

①  $\Rightarrow$  island size  $\sim \sqrt{K}$   
 $(\Delta P)_{max} = \underline{2K}^{1/2}$  (dyn. system)  
( $m=1$ )

$$\Delta_{res} = 2\pi$$

$\Rightarrow K_{crit} \approx 2.47 \rightarrow$  [destruction of surfaces for  $m=1$  overlap]

② if interaction bet. ~~period 1~~ ~~period 2~~ ~~period 3~~

$\Rightarrow K_{crit} \approx 1.46 \rightarrow$  ~~period 1~~ ~~period 2~~ overlap criterion.

$\therefore$  if exame off fig 7.3, pg. 275  
see!

Details:



a.)  $K = .5$

- surfaces preserved, except for stochastic layer near separatrices.
- ~~period 1~~, ~~period 2~~ islands clearly preserved

b.)  $K = 1$

- onset stochasticity
- surface between <sup>1, 2</sup> islands destroyed <sub>period</sub>

c.)  $K = 2.5$

- stochasticity, strong
- ~~period~~ unstable  $\rightarrow$  islands only residual

d.)  $K = 4$

- ~~period 1~~ going unstable.

Point:

- Chirikov is slight under-estimate of stochasticity onset

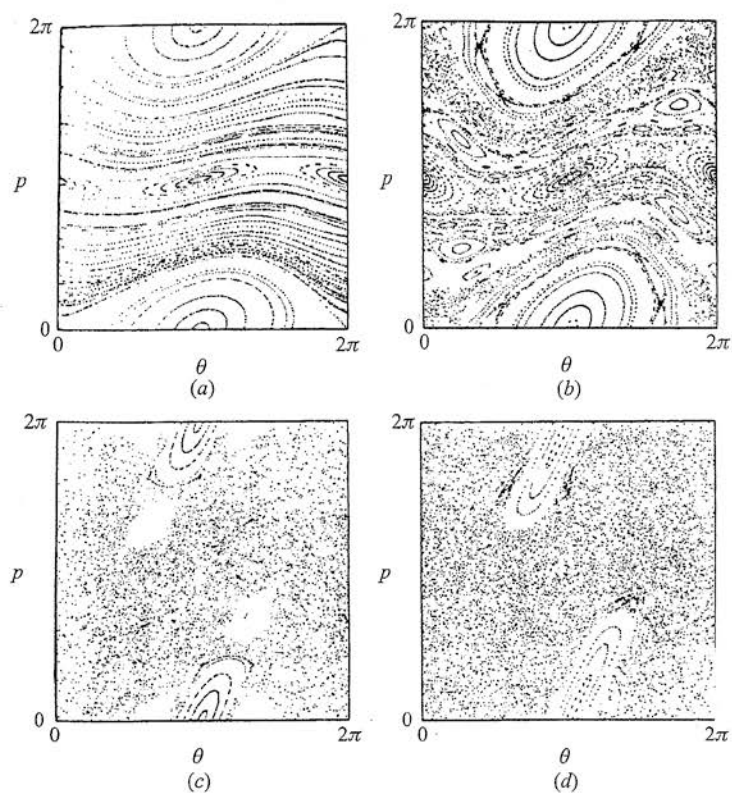


Figure 7.13 Plots of  $p$  modulo  $2\pi$  for four values of  $K$ : (a)  $K = 0.5$ ; (b)  $K = 1.0$ ; (c)  $K = 2.5$ ; (d)  $K = 4.0$ . (This figure courtesy of Y. Du.)

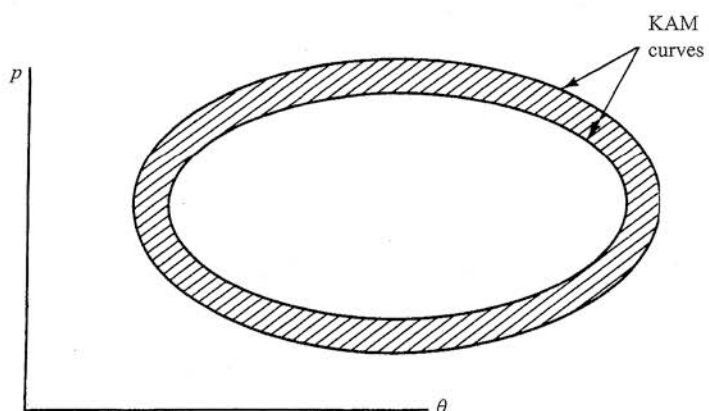


Figure 7.14 Two KAM curves bounding an annular region.

KAM curves (as, for example, in the island structures surrounding elliptic orbits), these chaotic orbits are necessarily restricted to lie between the bounding KAM curves. (As we shall discuss later, this picture is fundamentally different for systems of higher dimensionality.)

- ignores secondary islands, stochastic layers etc

⇒ Resonance overlap leads to breakdown of integrability, destruction of tori, onset of chaos, and mixing.

⇒ prototype of mechanism for onset of deterministic, Hamiltonian chaos.

Now:

- story presented is 'tip of very large iceberg'

→ see Lichtenberg & Leiberman, and literature for details

- non-Hamiltonian chaos is fundamentally different ⇒ attractors.

Some key questions:

① - is there a theorem? ⇒ can we prove the story? → KAM theorem

- ② how characterize chaos?  $\rightarrow$  dynamical entropy?
- ③ how calculate in chaotic regime  $\rightarrow$  stat mech. (this course)

Very Abbreviated story:

KAM Theorem (Kolmogorov, Arnold, Moser)

how resolve the "small divisor" problem, rigorously?



i.e. can we integrate the system perturbatively?!


Thm:

pert.  
↓

For  $H = H_0 + \epsilon H_1$ , if  $\epsilon$  is small enough, then for almost all frequencies  $\underline{\omega}^*$ , there exists an invariant torus  $T(\underline{\omega}^*)$  of perturbed system that is close to  $T_0(\underline{\omega}^*)$ .


$T_0 \rightarrow$  torus at unperturbed surface, unperturbed  
 $T \rightarrow$  perturbed surface.

Translation :



non-resonant

"A sufficiently irrational torus can survive a sufficiently weak perturbation"



↳ threshold for chaos

Some clarification :

- What is an irrational or non-resonant torus ?

$$| \underline{m} \cdot \underline{\omega} | > k(\underline{\omega}) |m|^{-(N+1)}$$

N dots

$$| \underline{m} | = |m_1| + |m_2| + \dots + |m_N|$$

$k(\underline{\omega})$  indep.  $\underline{m}$

↳ set of N dim. vectors not satisfying above  $\Leftrightarrow$  set  $\mu \rightarrow 0$

↳ irrational tori are 'common', rational tori are 'unusual'

rational vs irrational

- What does "survive" mean ?

torus of perturbed system has frequency  $\underline{\omega}(\epsilon) = k(\epsilon) \underline{\omega}_0$  s.t.  $k(\epsilon) \rightarrow 1$  as  $\epsilon \rightarrow 0$

→ smooth distortion

- KAM theorem says for small  $\epsilon$ , the perturbed system's phase volume not occupied by surviving tori is small, and  $\rightarrow \epsilon$  with  $\epsilon$ .

### Key Mathematical Points:

- rationals are set of  $n=0$  in numbers.
- number theoretic arguments for 'sufficiently non-resonant'
- exponential decay of  $H_1(m) \sim e^{-1/|m|}$

### Implication:

$\Rightarrow$  Resonant, rational tori are key to Hamiltonian chaos, integrability breakdown.

N.B: Details { Poincaré - Birkhoff theorem provides rigorous underpinning for resonant tori and their distortion by perturbations.

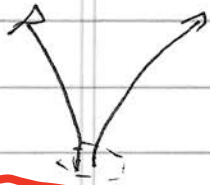
② Can improve on Chirikov by Greene calculation of when KAM torus penetrated by perturbation.

## → Characterizing Chaos


① → how locally diagnose chaos?

② → how characterize strength of chaos.

① Chaos → exponential divergence of neighboring trajectories  
 ⇒ 'instability' - sensitivity to i.c.  
 - Butterfly effect



$$l \sim l_0 e^{ht}$$



$h \equiv$  Lyapunov exponent

Stretching +  
Volume  
preservation

N.B.:

→ Lyapunov exponent  $\Leftrightarrow$  direction

→ chaos  $\Leftrightarrow$  stretching

→ volume preservation (Hamiltonian)

$$\sum_i h_i = 0$$

dirs must have negative  $h$   
 corresponding to direction  
 of shrinking.

→ Lyapunov exponent is local, -pt./ball  
Chirikov is global.

② Strength → Metric or  $K$ -pt<sup>k</sup>  
(Kolmogorov-Sinai) Entropy

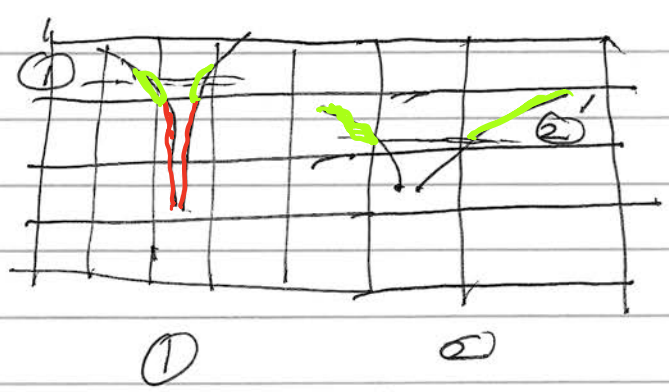
$K$ -pt<sup>k</sup> Entropy: Rate of creation of information  
as system evolves

→ phase space is partitioned  
c.e. → resolution scale  
→ coarse graining

Note dynamics  
- info. connection

→ rate of info creation ↔ rate at which  
two sub-grid. sep. orbits become separated  
by > grid scale → need keep track of  
these as distinct orbits.

c.e.



① } when  
②' } "info  
          "created"

② has greater metric entropy.

c.e. Strong pt. is info created when  
separation exceeds the partition scale



$$\Rightarrow \left[ h(\mu) = \sum_{h_i > 0} h_i \right], \quad \text{for Hamiltonian systems}$$

$\downarrow$   
 K-S entropy  
 dynamical entropy

∴ positive Lyapunov exponents characterize dynamical entropy of system

⑤ How calculate in chaotic regime?  
 — This course.

→ Stat. Mech. → i.e. pdf

→ in particular mean field theory  
 i.e. coarse grained probability most practical.

$$\Theta_{n+1} = \Theta_n + \Delta\Theta_n \quad (\text{relax mode})$$

$$p_{n+1} = p_n + k \sin \Theta_{n+1}$$

if  $\Theta$  random (chaos!) ⇒  $k \sin \Theta$  assumed  
 $k \sin \Theta$  is like a stoch.

$$p_{n+1} - p_n = \Delta p_n = k \sin \Theta_{n+1}$$

$$\langle \Delta p_n^2 \rangle = k^2 \langle \sin^2 \Theta_{n+1} \rangle \approx \frac{k^2}{2}$$

$\langle \rangle = \text{avg over steps (time)}$

i.e.  $\langle \Delta p_n^2 \rangle$  diffusive  $\sim$  random walk

$$\langle p^2/2 \rangle \simeq Dn. \quad (7.44)$$

The quasilinear result (7.42) is valid for very large  $K$ . For moderately large, but not very large, values of  $K$ , neglected correlation effects can significantly alter the diffusion coefficient from the quasilinear value. These effects have been analytically calculated by Rechester and White (1980) (see also Rechester *et al.* (1981), Karney *et al.* (1981) and Carey *et al.* (1981)). Figure 7.17 shows a plot of the diffusion coefficient  $D$  normalized to  $D_{QL}$  as a function of  $K$  from the paper of Rechester and White. The solid curve is their theory, and the dots are obtained by numerically calculating the spreading of a cloud of points and obtaining  $D$  from Eq. (7.44). Note the decaying oscillations about the quasilinear value as  $K$  increases.<sup>7</sup>

### 7.3.4 Other examples

So far in this section we have dealt exclusively with the standard map. We now discuss some other examples, also reducible to two-dimensional maps, where similar phenomena are observed.

We first consider a time-independent two-degree-of-freedom system investigated by Schmidt and Chen (1994). This system, depicted in Figure 7.18, consists of two masses, a large mass  $M$  connected to a linearly behaving spring of spring constant  $k_s$  and a small mass  $m$  which elastically

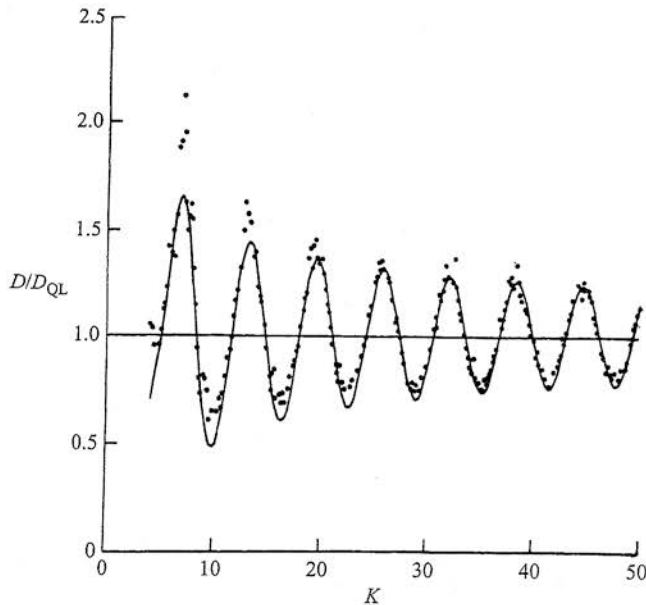


Figure 7.17  $D/D_{QL}$  versus  $K$  for the standard map (Rechester and White, 1980).

$$\frac{dx}{dt} = v$$

$$\frac{dv}{dt} = \epsilon \sin x \quad (*)$$

$$\frac{\sin[\pi(2N+1)]}{\sin \pi H}$$

Now, as  $\theta$  random,  $\phi$  diffuses  
so!

$$\langle (\Delta p_n)^2 \rangle = 2 D n$$

$\downarrow$   
diffusion coeff  
in  $p$  (momentum)

$$\Rightarrow$$

$$D = \frac{1}{4} \hbar^2$$

$\rightarrow$  quasi-linear  
diffusion coefficient  
 $\rightarrow$   $Q_L$  works rather well  $\rightarrow$   
see off p. 28/

For systematics: Fokker-Planck Theory

$f \rightarrow$  dist.

schematically

$$f(t+\tau, p) = \int d\Delta p f(t, p-\Delta p) T(\Delta p, \tau)$$

$\rightarrow$  Chapman-Kolmogorov Eqn.

$\rightarrow$   $T$  is transition probability, for step  
 $\Delta p$  in  $\mathcal{X}$

$\rightarrow$  expansion  $\rightarrow$  Fokker-Planck Theory / Eqn.  
and can calculate divergence. etc.